

3 BEDROOM APARTMENT

TYPE A (with Maid Room + Balcony) - VARIANT 1

TOTAL SALEABLE AREA

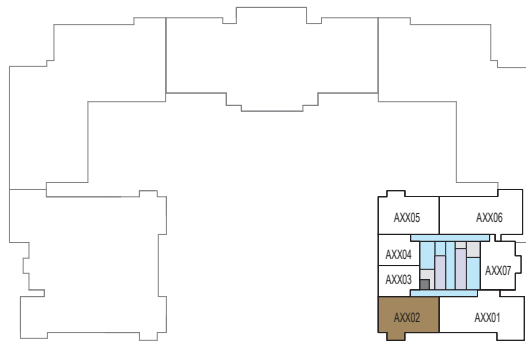
SUITE = 1,477.67 SQ.FT

BALCONY = 140.58 SQ.FT

TOTAL = 1,618.25 SQ.FT



LEVEL 07-12



LEVEL 15-22 & 24-41



UNIT



List of unit numbers with this unit plan:

VIEWS

Waterfront, Amenities

A702, A802, A902, A1002, A1102, A1202

Waterfront, Amenities, Hartland

A1502

Waterfront, Hartland, Downtown

A1602, A1702, A1802, A1902, A2002, A2102, A2202, A2402, A2502, A2602, A2702, A2802, A2902, A3002, A3102, A3202, A3302, A3402, A3502, A3602, A3702

Waterfront, Hartland, Downtown, Burj Khalifa

A3802, A3902, A4002, A4102



3 BEDROOM APARTMENT

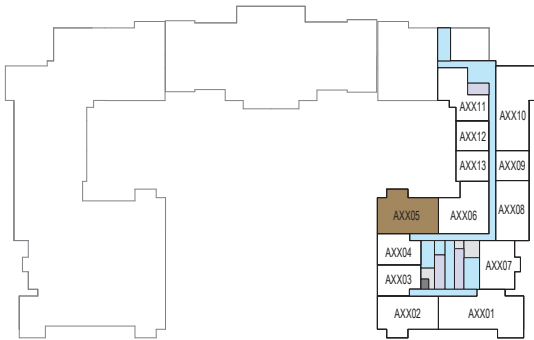
TYPE A (with Maid Room + Balcony) - VARIANT 2

TOTAL SALEABLE AREA

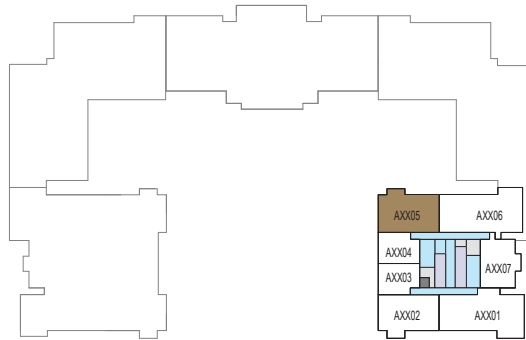
SUITE = 1,476.92 SQ.FT

BALCONY = 140.04 SQ.FT

TOTAL = 1,616.95 SQ.FT



LEVEL 07-12



LEVEL 15-22 & 24-41



UNIT



List of unit numbers with this unit plan:

VIEWS

Waterfront, Amenities

A705, A805, A905, A1005, A1105, A1205

Waterfront, Hartland, Ras Al Khor, Downtown

A1505, A1605, A1705, A1805, A1905, A2005, A2105, A2205, A2405, A2505, A2605, A2705, A2805, A2905, A3005, A3105, A3205, A3305, A3405, A3505, A3605, A3705

Waterfront, Hartland, Ras Al Khor, Downtown, Burj Khalifa

A3805, A3905, A4005, A4105

